



Welcome to Wallace Hall P1

Your one-stop shop to get practising for school!

This week we are sharing some ways that you can support your child's **literacy development** at home in preparation for Primary 1.

The following Parent Club link has many suggestions, many of which you will be doing naturally.

https://www.education.gov.scot/parentzone/Documents/ReadingTips_EarlyYearsEN.pdf

- If your child is keen to explore literacy let them follow their interests.
- Reply using the correct names, sounds etc. rather than pointing out 'mistakes'.
- Refer to letters by their sounds instead of their names.
- Write using lower case letters, try to avoid capital letters (except for their name).
- If you would like to share their learning at home, upload a photo to their ClassDojo portfolio.





Transition Week 4

At School:

Pre-school Pals Book Bug Session.

At home:

Enjoy some of the activities listed below with your child or explore the links for further ideas.

Do... writing	Play... Listening and talking	Share... Reading	Learn... Name work	Practise... Sounds
<ul style="list-style-type: none"> • Make playdough to mould letters out of. Please see this BBC link about how to make playdough. • Collect old food containers or trays that food comes on. Fill with sand or soil and then make the sand or soil slightly damp and trace letter shapes in the trays. • Sticks are good 'pencils'. 	<ul style="list-style-type: none"> • Play shops or school. • Write lists to go shopping. • Write down instructions to work at school. • Talk to your siblings or other family members to give them instructions on what to do in the shop/at school. • Write prices for the food. • Write instructions on the blackboard with chalk. • Put ticks in jotters. 	<ul style="list-style-type: none"> • Read a story every day with someone in your house if you can. • You can find stories to read yourself on EPIC https://www.getepic.com/ • Read a story at bedtime to establish positive routines. • Make up stories together. 	<ul style="list-style-type: none"> • Go on a sound scavenger hunt. Find items indoors and outside that begin with the first sound in your name. • If you can collect them, then you can make a collage of your sound. 	<ul style="list-style-type: none"> • If you have a bundle of small figures, people, dinosaurs, cars, etc. write letters on a piece of paper in a grid and match the item to the first sound in the name. • You could do this with food too. • Say a word, think of all the words that rhyme with this word. • Put the words into silly sentence. 